

36 515 979
















- HORIZONTAL RAIN, max. flow rate 6 l/min (at 3 bar)
- with anti-scale system
- cover plate 120 x 120 mm
- This product can help a building meet the requirements of Green Building Rating Systems, e.g. LEED®, BREEAM®, DGNB
- WRAS 1304001

**Flow restrictor (8.3 l/min) to extend shower jet from approx. 500 mm to approx. 1000 mm**

Flow restrictor (8.3 l/min) to extend shower jet from approx. 500 mm to approx. 1000 mm

Fits: IMO, LULU, MADISON, MEM, TARA, CL.1, LISSÉ, VAIA, META, CYO

|   |                                |               |
|---|--------------------------------|---------------|
|    | Champagne (22kt Gold)          | 36 515 979-47 |
|    | Chrome                         | 36 515 979-00 |
|    | Brushed Platinum               | 36 515 979-06 |
|    | Platinum                       | 36 515 979-08 |
|    | Dark Chrome                    | 36 515 979-19 |
|    | Light Gold                     | 36 515 979-26 |
|    | Brushed Light Gold             | 36 515 979-27 |
|    | Brushed Durabronze (23kt Gold) | 36 515 979-28 |
|    | Matte Black                    | 36 515 979-33 |
|  | Brushed Bronze                 | 36 515 979-42 |
|  | Brushed Champagne (22kt Gold)  | 36 515 979-46 |
|  | Brushed Chrome                 | 36 515 979-93 |
|  | Brushed Dark Platinum          | 36 515 979-99 |

**Required miscellaneous**



**Concealed wall installation box - 35 205 970 90**

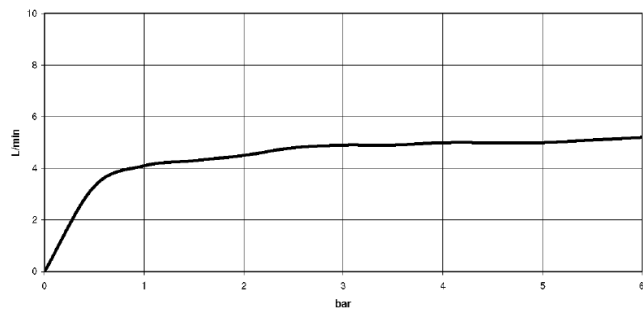
- max. recess depth 110 mm
- min. recess depth 85 mm

36 515 979

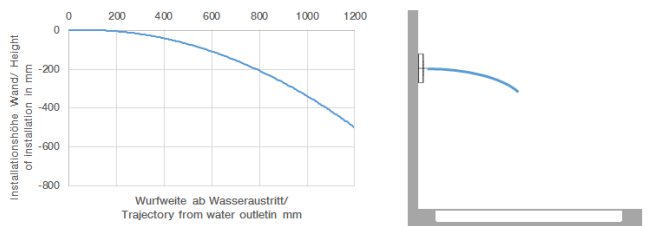
mm [inches]



**Flow rate chart**



**Trajectory diagram**



**Certificates**

IAPMO\_4976 (5).      LGA\_18896.      WRAS\_1304001.

36 515 979



**Spare parts list**

| No. | Item Number        | Name         | Quantity used | Delivery time |
|-----|--------------------|--------------|---------------|---------------|
| 1   | 09 28 01 024 90    | holder       | 1             | 2             |
| 2   | 09 30 31 022 90    | screw        | 4             | 2             |
| 3   | 09 30 30 031 90    | screw        | 8             | 2             |
| 4   | 09 30 11 024 90    | disc         | 8             | 2             |
| 5   | 09 12 12 205 90    | base         | 1             | 2             |
| 6   | 09 16 01 016 90    | ring         | 1             | 2             |
| 7   | 90 23 01 032 00 90 | flow reducer | 1             | 2             |
| 8   | 09 14 10 130 90    | seal         | 1             | 2             |
| 9   | 09 16 01 017 90    | ring         | 1             | 2             |
| 10  | 09 17 11 146 90    | distributor  | 1             | 60            |
| 11  | 09 17 97 057 90    | holder       | 1             | 2             |
| 12  | 09 29 30 043 90    | insert       | 1             | 2             |
| 13  | 09 12 01 075 90    | insert       | 1             | 2             |
| 14  | 09 14 03 117 90    | seal         | 1             | 2             |
| 15  | 09 27 98 004-47    | rosette      | 1             | 30            |
| 16  | 09 31 11 048 90    | pin          | 1             | 2             |
| 17  | 09 23 01 052 90    | flow reducer | 1             | 2             |