














WATER POINTS Concealed body spray - Brushed Platinum

SERIES-VARIOUS

36 525 979 Product version from 10/1/2023



- HORIZONTAL RAIN, max. flow rate 9 l/min (at 3 bar)
- with anti-scale system
- cover plate 120 x 120 mm

| | | |
|---|--------------------------------|---------------|
|  | Brushed Platinum | 36 525 979-06 |
|  | Chrome | 36 525 979-00 |
|  | Platinum | 36 525 979-08 |
|  | Dark Chrome | 36 525 979-19 |
|  | Light Gold | 36 525 979-26 |
|  | Brushed Light Gold | 36 525 979-27 |
|  | Brushed Durabronze (23kt Gold) | 36 525 979-28 |
|  | Matte Black | 36 525 979-33 |
|  | Brushed Bronze | 36 525 979-42 |
|  | Brushed Champagne (22kt Gold) | 36 525 979-46 |
|  | Champagne (22kt Gold) | 36 525 979-47 |
|  | Brushed Chrome | 36 525 979-93 |
|  | Brushed Dark Platinum | 36 525 979-99 |

Required miscellaneous



- Concealed wall installation box -** 35 205 970 90
- max. recess depth 110 mm
 - min. recess depth 85 mm

Recommended miscellaneous



- xGRID Attachment set for integrating in the dry wall construction -** 12 340 970 90

Required miscellaneous



- WATER POINTS Adapter plate -** 12 305 970 90

Required miscellaneous

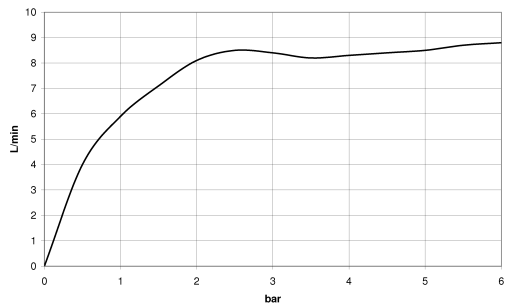


- xGRID Installation track 555 mm -** 12 360 970 90

mm [inches]



Flow rate chart



Codes & Standards

| | | |
|----------|----------|-----------|
| DIN 4109 | ISO 3822 | Ü-Zeichen |
|----------|----------|-----------|



WATER POINTS Concealed body spray - Brushed Platinum

SERIES-VARIOUS

36 525 979 Product version from 10/1/2023

Certificates and sustainability

LGA_38



Spare parts list

| No. | Item Number | Name | Quantity used | Delivery time |
|-----|--------------------|--------------|---------------|---------------|
| | 10 09 17 11 146 90 | distributor | 1.00 | 60 |
| | 13 09 12 01 075 90 | insert | 1.00 | 2 |
| | 11 09 17 97 057 90 | holder | 1.00 | 2 |
| | 12 09 29 30 043 90 | insert | 1.00 | 2 |
| | 6 09 16 01 016 90 | ring | 1.00 | 2 |
| | 1 09 28 01 024 90 | holder | 1.00 | 2 |
| | 7 09 23 01 136 90 | flow reducer | 1.00 | 2 |
| | 16 09 31 11 048 90 | pin | 2.00 | 2 |
| | 14 09 14 03 117 90 | seal | 1.00 | 2 |
| | 15 09 27 98 004-06 | rosette | 1.00 | 10 |
| | 4 09 30 11 024 90 | disc | 8.00 | 2 |
| | 2 09 30 31 022 90 | screw | 4.00 | 2 |
| | 5 09 12 12 205 90 | base | 1.00 | 2 |
| | 8 09 14 10 130 90 | seal | 1.00 | 2 |
| | 3 09 30 30 031 90 | screw | 8.00 | 2 |
| | 9 09 16 01 017 90 | ring | 1.00 | 2 |