









Wall valve clockwise closing cold 1/2" - Brushed Durabrand (23kt Gold)

SERIES SPECIFIC


36 607 741
Product version from 7/1/2023




- without rosette
- handle Ø 60mm
- with cold marking
- head part with cut-to-length spindle and sleeve
- WRAS

	Brushed Durabrand (23kt Gold)	36 607 741-28
	Chrome	36 607 741-00
	Brushed Platinum	36 607 741-06
	Dark Chrome	36 607 741-19
	Matte Black	36 607 741-33
	Brushed Champagne (22kt Gold)	36 607 741-46
	Champagne (22kt Gold)	36 607 741-47
	Brushed Dark Platinum	36 607 741-99

Required miscellaneous

	<div> Wall valve 1/2" - </div> <div> <ul style="list-style-type: none"> •min. recess depth mm •max. recess depth mm </div>	35 607 970 90
---	--	---------------

Required miscellaneous

	<div> Wall valve 1/2" - </div> <div> <ul style="list-style-type: none"> •min. recess depth 85 mm •max. recess depth 145 mm </div>	35 607 970 90
---	---	---------------

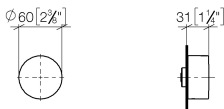


Wall valve clockwise closing cold 1/2" - Brushed Durabross (23kt Gold)

SERIES SPECIFIC

36 607 741 Product version from 7/1/2023

mm [inches]



Codes & Standards			
DIN 4109	EN 200	ISO 3822	Scottish Water Byelaws
UK Water Supply Regulations	Ü-Zeichen		

Certificates and sustainability				
DVGW_DW-6501DN0	LGA_38	LGA_29	WRAS_2010	LGA_29



Spare parts list

No.	Item Number	Name	Quantity used	Delivery time
4	09 31 11 055 90	pin	1.00	2
8	09 29 06 020-28	spindle	1.00	-
Spare part can no longer be ordered, please order the replacement item				
12	90 90 03 143 00 90	top	1.00	2
3	90 12 12 002 00 90	fixing cap	1.00	2
11	09 30 01 107 90	sleeve	1.00	2
5	09 27 74 004-28	rosette	1.00	20
6	04 29 06 020 00-00	spindle	1.00	10
2	04 27 74 004 00-28	rosette	1.00	20
1	09 20 74 020-28	handle (cold)	1.00	20
10	90 23 30 023 00 90	nut	1.00	2
9	90 14 15 020 03 90	ring	1.00	2
7	90 14 10 060 00 90	seal	1.00	2