








Wall valve anti-clockwise closing hot 1/2" - Brushed Durabronss (23kt Gold)

SERIES SPECIFIC


36 607 742
Product version from 7/1/2023




- without rosette
- handle Ø 60mm
- with hot marking
- head part with cut-to-length spindle and sleeve
- WRAS

	Brushed Durabronss (23kt Gold)	36 607 742-28
	Chrome	36 607 742-00
	Brushed Platinum	36 607 742-06
	Dark Chrome	36 607 742-19
	Matte Black	36 607 742-33
	Brushed Champagne (22kt Gold)	36 607 742-46
	Champagne (22kt Gold)	36 607 742-47
	Brushed Dark Platinum	36 607 742-99

Required miscellaneous

	Wall valve 1/2" - •max. recess depth 145 mm •min. recess depth 85 mm	35 607 970 90
---	---	---------------

Required miscellaneous

	Wall valve 1/2" - •max. recess depth mm •min. recess depth mm	35 607 970 90
---	--	---------------



Wall valve anti-clockwise closing hot 1/2" - Brushed Durabron (23kt Gold)

SERIES SPECIFIC

36 607 742 Product version from 7/1/2023

mm [inches]



Codes & Standards			
DIN 4109	EN 200	ISO 3822	Scottish Water Byelaws
UK Water Supply Regulations	Ü-Zeichen		

Certificates and sustainability				
DVGW_DW-6501DN0	LGA_38	LGA_29	WRAS_2010	LGA_29



Spare parts list

No.	Item Number	Name	Quantity used	Delivery time
	11 09 30 01 107 90	sleeve	1.00	2
	3 90 12 12 002 00 90	fixing cap	1.00	2
	1 09 20 74 021-28	handle (hot)	1.00	60
	5 09 27 74 004-28	rosette	1.00	20
	8 09 29 06 020-28	spindle	1.00	-
Spare part can no longer be ordered, please order the replacement item				
	2 04 27 74 004 00-28	rosette	1.00	20
	12 90 90 03 142 00 90	top	1.00	2
	4 09 31 11 055 90	pin	1.00	2
	6 04 29 06 020 00-00	spindle	1.00	10
	10 90 23 30 023 00 90	nut	1.00	2
	7 90 14 10 060 00 90	seal	1.00	2
	9 90 14 15 020 03 90	ring	1.00	2