







CL.1 Wall valve clockwise closing 1/2" - Champagne (22kt Gold)

CL.1

36 617 705 Product version from 10/14/2020



- with WAVES structure
- rosette 60 x 60 mm
- without marking
- head part with cut-to-length spindle and sleeve
- WRAS

	Champagne (22kt Gold)	36 617 705-47
	Chrome	36 617 705-00
	Brushed Platinum	36 617 705-06
	Dark Chrome	36 617 705-19
	Brushed Champagne (22kt Gold)	36 617 705-46
	Brushed Dark Platinum	36 617 705-99

CL.1 Wall valve clockwise closing 1/2" - Champagne (22kt Gold)

CL.1

36 617 705    Product version from 10/14/2020

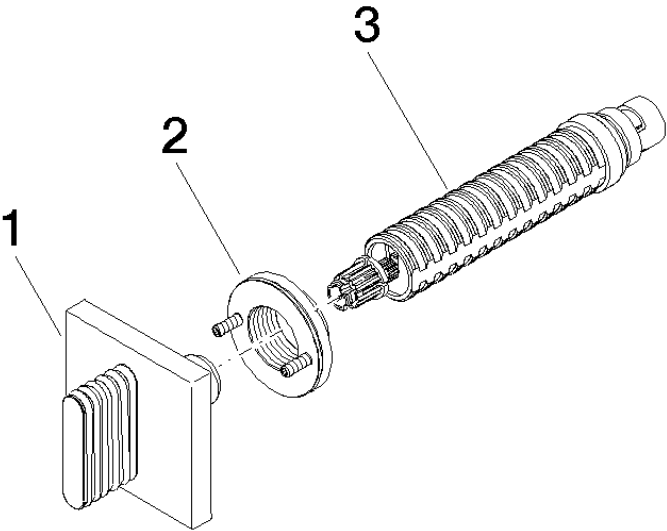
mm [inches]



Codes & Standards			
DIN 4109	EN 1111	ISO 3822	Scottish Water Byelaws
UK Water Supply Regulations	Ü-Zeichen		

Certificates and sustainability			
WRAS_2011	LGA_29	WRAS_2010	DVGW_DW-6512DN0

Parts for other finishes can be found here: [Chrome](#)



### Spare parts list

No.	Item Number	Name	Quantity used	Delivery time
1	90 20 70 055 01-47	handle	1.00	30
2	90 21 02 108 00 90	disc	1.00	2
3	90 90 03 143 00 90	top	1.00	2