







CL.1 Wall valve anti-clockwise closing hot 1/2" - Brushed Champagne (22kt Gold)

CL.1

36 617 707	Product version from 10/14/2020		
	<ul style="list-style-type: none"> with WAVES structure rosette 60 x 60 mm with hot marking head part with cut-to-length spindle and sleeve WRAS 		<div> Brushed Champagne (22kt Gold) 36 617 707-46 </div>
			<div> Chrome 36 617 707-00 </div>
			<div> Brushed Platinum 36 617 707-06 </div>
			<div> Dark Chrome 36 617 707-19 </div>
			<div> Champagne (22kt Gold) 36 617 707-47 </div>
			<div> Brushed Dark Platinum 36 617 707-99 </div>



CL.1 Wall valve anti-clockwise closing hot 1/2" - Brushed Champagne (22kt Gold)

CL.1

36 617 707 Product version from 10/14/2020
mm [inches]



Codes & Standards

ASME A112.18.1	cUPC	DIN 4109	ISO 3822
Scottish Water Byelaws	UK Water Supply Regulations	Ü-Zeichen	

Certificates and sustainability

LGA_29	WRAS_2010	IAPMO_4976 (
--------	-----------	--------------

36 617 707 Product version from 10/14/2020

Parts for other finishes can be found here: [Chrome](#)



Spare parts list

No.	Item Number	Name	Quantity used	Delivery time
1	90 20 70 055 03-46	handle (hot)	1.00	30
2	90 21 02 108 00 90	disc	1.00	2
3	90 90 03 142 00 90	top	1.00	2