







MADISON Wall-mounted basin mixer without pop-up waste - Durabronss (23kt Gold)

MADISON


36 712 361 Product version from 7/3/2016




- 190mm projection
- fixed spout
- circular, air-enriched flow
- hole diameter valve 40 mm
- hole diameter spout 40 mm
- slide-on rosettes Ø 55 mm
- max. flow 7 l/min
- lead-free
- This product can help a building meet the requirements of Green Building Rating Systems, e.g. LEED®, BREEAM®, DGNB

| | | |
|---|--------------------------------|---------------|
|  | Durabronss (23kt Gold) | 36 712 361-09 |
|  | Chrome | 36 712 361-00 |
|  | Brushed Platinum | 36 712 361-06 |
|  | Platinum | 36 712 361-08 |
|  | Brushed Durabronss (23kt Gold) | 36 712 361-28 |
|  | Brushed Dark Platinum | 36 712 361-99 |

Required miscellaneous

| | | |
|---|--|---------------|
|  | Concealed wall-mounted mixer centred spout - •max. recess depth 145 mm •min. recess depth 85 mm | 35 700 970 90 |
|---|--|---------------|

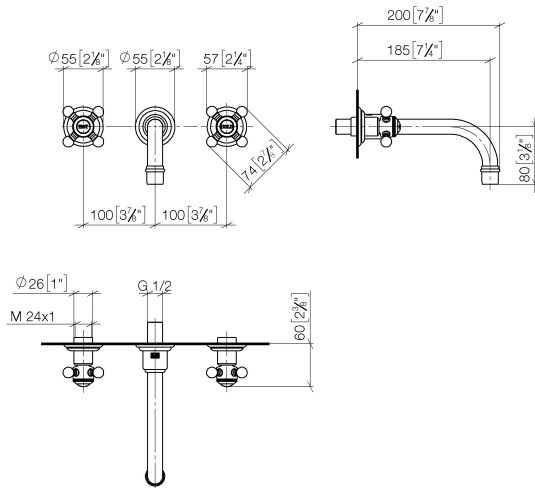
Required miscellaneous

| | | |
|---|---|---------------|
|  | Concealed wall-mounted mixer variable positioning - •min. recess depth 85 mm •max. recess depth 145 mm | 35 720 970 90 |
|---|---|---------------|

MADISON Wall-mounted basin mixer without pop-up waste - Durabronss (23kt Gold)

MADISON

36 712 361 Product version from 7/3/2016
mm [inches]



Flow rate chart



Codes & Standards

DIN 4109

ISO 3822

Scottish Water
Byelaws

UK Water Supply
Regulations

Ü-Zeichen



MADISON Wall-mounted basin mixer without pop-up waste - Durabross (23kt Gold)

MADISON

36 712 361 Product version from 7/3/2016

Certificates and sustainability

LGA_19

WRAS_250402



36 712 361-FF

Spare parts list

| No. | Item Number | Name | Quantity used | Delivery time |
|-----|--------------------|-----------------|---------------|---------------|
| 2 | 36 310 361-09 | connection | 2.00 | 40 |
| 1 | 90 90 03 157 00 90 | top | 2.00 | 2 |
| 9 | 09 24 03 022 10-09 | nipple | 1.00 | 40 |
| 10 | 90 23 01 119 02-09 | aerator | 1.00 | 40 |
| 3 | 04 20 36 100 01-09 | handle (hot) | 1.00 | 40 |
| 11 | 04 20 36 100 00-09 | handle (cold) | 1.00 | 40 |
| 7 | 04 28 22 090 10-09 | spout | 1.00 | 40 |
| 4 | 09 24 03 081 10 90 | extension | 1.00 | 2 |
| 6 | 09 27 36 010-09 | rosette | 1.00 | 40 |
| 5 | 90 14 10 026 00 90 | seal | 1.00 | 2 |
| 8 | 90 14 05 020 00 90 | seal | 1.00 | 2 |