













TARA Wall-mounted basin mixer without pop-up waste - Brushed Platinum

TARA

36 717 882 Product version from 4/1/2024



- 240mm projection
- fixed spout
- circular, air-enriched flow
- hole diameter valve 40 mm
- hole diameter spout 40 mm
- rosette Ø 55 mm
- max. flow 7 l/min
- lead-free
- WRAS
- This product can help a building meet the requirements of Green Building Rating Systems, e.g. LEED®, BREEAM®, DGNB

| | | |
|---|--------------------------------|---------------|
|  | Brushed Platinum | 36 717 882-06 |
|  | Chrome | 36 717 882-00 |
|  | Platinum | 36 717 882-08 |
|  | Dark Chrome | 36 717 882-19 |
|  | Brushed Durabronze (23kt Gold) | 36 717 882-28 |
|  | Matte Black | 36 717 882-33 |
|  | Brushed Dark Brass | 36 717 882-39 |
|  | Brushed Bronze | 36 717 882-42 |
|  | Brushed Champagne (22kt Gold) | 36 717 882-46 |
|  | Champagne (22kt Gold) | 36 717 882-47 |
|  | Brushed Chrome | 36 717 882-93 |
|  | Brushed Dark Platinum | 36 717 882-99 |

Required miscellaneous



- Concealed wall-mounted mixer centred spout -** 35 700 970 90
- max. recess depth 145 mm
 - min. recess depth 85 mm

Required miscellaneous



- Concealed wall-mounted mixer variable positioning -** 35 720 970 90
- min. recess depth 85 mm
 - max. recess depth 145 mm

36 717 882 Product version from 4/1/2024

mm [inches]



Flow rate chart



Codes & Standards

| | | | |
|-----------------------------|-----------|------------|------------------------|
| DIN 4109 | EN 200 | ISO 3822 | Scottish Water Byelaws |
| UK Water Supply Regulations | Ü-Zeichen | VA-Zeichen | XP P 41-280 |



TARA Wall-mounted basin mixer without pop-up waste - Brushed Platinum

TARA

36 717 882 Product version from 4/1/2024

Certificates and sustainability

| | | | |
|-----------|--------|---------------|--------|
| WRAS_2107 | LGA_18 | ACS_20 ACC LY | ETA_19 |
|-----------|--------|---------------|--------|



Spare parts list

| No. | Item Number | Name | Quantity used | Delivery time |
|-----|--------------------|------------|---------------|---------------|
| 7 | 90 23 01 019 00-06 | aerator | 1.00 | 10 |
| 8 | 90 90 03 157 00 90 | top | 1.00 | 2 |
| 2 | 36 310 882-06 | connection | 2.00 | 10 |
| 3 | 09 24 03 081 10 90 | extension | 1.00 | 2 |
| 6 | 04 28 22 105 10-06 | spout | 1.00 | 10 |
| 1 | 90 90 03 156 00 90 | top | 1.00 | 2 |
| 5 | 09 27 22 503-06 | rosette | 1.00 | 10 |
| 4 | 90 14 10 026 00 90 | seal | 1.00 | 2 |