













## META Wall-mounted single-lever basin mixer without pop-up waste - Brushed Dark Platinum

META

36 805 660 Product version from 5/1/2022



- 185mm projection
- fixed spout
- circular, air-enriched flow
- hole diameter 35 mm
- rosette Ø 60 mm
- max. flow 5.7 l/min
- lead-free
- with single-point mounting
- This product can help a building meet the requirements of Green Building Rating Systems, e.g. LEED®, BREEAM®, DGNB
- WRAS

	Brushed Dark Platinum	36 805 660-99
	Chrome	36 805 660-00
	Brushed Platinum	36 805 660-06
	Dark Chrome	36 805 660-19
	Light Gold	36 805 660-26
	Brushed Light Gold	36 805 660-27
	Matte Black	36 805 660-33
	Brushed Dark Brass	36 805 660-39
	Brushed Bronze	36 805 660-42
	Brushed Champagne (22kt Gold)	36 805 660-46
	Champagne (22kt Gold)	36 805 660-47
	Brushed Chrome	36 805 660-93

### Required miscellaneous



- Concealed wall mounting -**
- min. recess depth 80 mm
  - max. recess depth 105 mm

35 050 970 90

## META Wall-mounted single-lever basin mixer without pop-up waste - Brushed Dark Platinum

META

36 805 660 Product version from 5/1/2022  
mm [inches]



Flow rate chart



### Codes & Standards

DIN 4109

ISO 3822

Scottish Water  
Byelaws

UK Water Supply  
Regulations

Ü-Zeichen



## META Wall-mounted single-lever basin mixer without pop-up waste - Brushed Dark Platinum

META

---

36 805 660 Product version from 5/1/2022

Certificates and sustainability

---

LGA\_38

WRAS\_240102

## META Wall-mounted single-lever basin mixer without pop-up waste - Brushed Dark Platinum

META

36 805 660 Product version from 5/1/2022



### Spare parts list

No.	Item Number	Name	Quantity used	Delivery time
9	90 30 11 296 00 90	flange	1.00	2
6	90 15 05 042 00 90	cartridge	1.00	2
4	09 14 10 120 90	seal	1.00	2
7	09 27 89 004-99	rosette	1.00	20
8	09 14 10 041 90	seal	1.00	2
2	09 28 30 043-99	cover	1.00	20
5	90 11 06 217 00-99	spout	1.00	20
1	90 20 66 030 00-99	handle	1.00	20
3	09 24 04 266 90	nut	1.00	2