

ST 050 304 8892


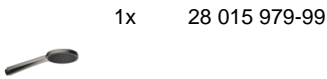


- shower with fixed riser projection 452mm
- Rain shower: PURE RAIN, max. flow rate 7 l/min (at 3 bar)
- rain shower Ø 220 mm
- rain shower with anti-scale system
- Hand shower: COMPACT RAIN, max. flow rate 15 l/min (at 3 bar)
- spray head Ø 100mm
- rotary diverter with volume control and shut-off function
- slide-on rosettes Ø 70 mm
- height of fittings up to rain shower (bottom edge) 963mm
- height of fittings up to top edge of elbow 1267mm
- gauge 150 mm - 13 mm
- metal shower hose 1750mm with integrated anti-twist protection
- 1/2" connection
- slide bar
- Pipe diameter 23.5 mm

	Brushed Dark Platinum	ST 050 304 8892-99
	Chrome	ST 050 304 8892-00
	Brushed Platinum	ST 050 304 8892-06
	Platinum	ST 050 304 8892-08
	Brushed Durabronze (23kt Gold)	ST 050 304 8892-28
	Matte Black	ST 050 304 8892-33
	Brushed Champagne (22kt Gold)	ST 050 304 8892-46
	Champagne (22kt Gold)	ST 050 304 8892-47

**Individual components of this set**

You need the following components for this set





## TARA Showerpipe with shower thermostat 220 mm - Brushed Dark Platinum

---

TARA

ST 050 304 8892



























ST 050 304 8892



- COMPACT RAIN, max. flow rate 15 l/min (at 3 bar)
- with anti-scale system
- spray head Ø 100mm
- 1/2" connection
- WRAS 2009011

Intrinsic protection against back flow.

Fits: IMO, LULU, MADISON, MEM, TARA, CL.1, LISSÉ, VAIA, META, CYO

	Brushed Dark Platinum	28 015 979-99
	Chrome	28 015 979-00
	Chrome	28 015 979-00 0010
	Brushed Platinum	28 015 979-06
	Brushed Platinum	28 015 979-06 0010
	Platinum	28 015 979-08
	Platinum	28 015 979-08 0010
	Dark Chrome	28 015 979-19
	Dark Chrome	28 015 979-19 0010
	Light Gold	28 015 979-26 0010
	Light Gold	28 015 979-26
	Brushed Light Gold	28 015 979-27 0010
	Brushed Light Gold	28 015 979-27
	Brushed Durabronze (23kt Gold)	28 015 979-28
	Brushed Durabronze (23kt Gold)	28 015 979-28 0010
	Matte Black	28 015 979-33
	Matte Black	28 015 979-33 0010
	Brushed Bronze	28 015 979-42
	Brushed Bronze	28 015 979-42 0010
	Brushed Champagne (22kt Gold)	28 015 979-46
	Brushed Champagne (22kt Gold)	28 015 979-46 0010
	Champagne (22kt Gold)	28 015 979-47
	Champagne (22kt Gold)	28 015 979-47 0010
	Brushed Chrome	28 015 979-93
	Brushed Chrome	28 015 979-93 0010
	Brushed Dark Platinum	28 015 979-99 0010



## TARA Showerpipe with shower thermostat 220 mm - Brushed Dark Platinum

---

TARA

ST 050 304 8892



# TARA Showerpipe with shower thermostat 220 mm - Brushed Dark Platinum

---

TARA

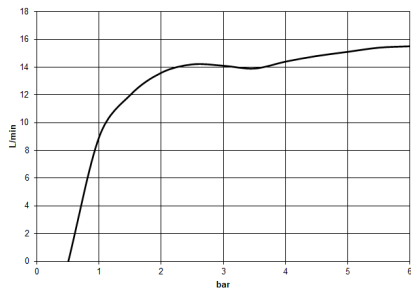
ST 050 304 8892

ST 050 304 8892

mm [inches]



**Flow rate chart**

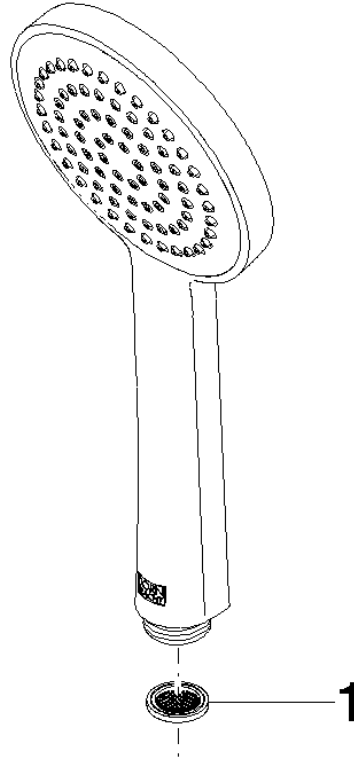


**Certificates**

DVGW\_DW-6517DN0129.      WRAS\_2009011.      LGA\_29981.

ST 050 304 8892

Parts for other  
finishes can be found  
here: [Chrome](#)



### Spare parts list

No.	Item Number	Name	Quantity used	Delivery time
1	09 23 01 039 90	sieve	1	2

ST 050 304 8892












Fits: TARA, VAIA, META

- shower with fixed riser projection 452mm
- overhead shower: rain flow
- rain shower Ø 220 mm
- rain shower with anti-scale system
- max. rainshower flow 7 l/min
- rotary diverter with volume control and shut-off function
- slide-on rosettes Ø 70 mm
- height of fittings up to rain shower (bottom edge) 963mm
- height of fittings up to top edge of elbow 1267mm
- gauge 150 mm - 13 mm
- metal shower hose 1750mm with integrated anti-twist protection
- 1/2" connection
- slide bar
- Pipe diameter 23.5 mm
- quick clearing
- This product can help a building meet the requirements of Green Building Rating Systems, e.g. LEED®, BREEAM®, DGNB
- WRAS 2204013

This article does not include a hand shower!

Intrinsic protection against back flow.

	Brushed Dark Platinum	34 459 892-99
	Chrome	34 459 892-00
	Brushed Platinum	34 459 892-06
	Platinum	34 459 892-08
	Dark Chrome	34 459 892-19
	Brushed Light Gold	34 459 892-27
	Brushed Durabrass (23kt Gold)	34 459 892-28
	Matte Black	34 459 892-33
	Brushed Bronze	34 459 892-42
	Brushed Champagne (22kt Gold)	34 459 892-46
	Champagne (22kt Gold)	34 459 892-47
	Brushed Chrome	34 459 892-93

Required miscellaneous

	<b>Hand shower FlowReduce - Brushed Dark Platinum</b>	28 012 979-99 0010
---	---	-----------------------

Required miscellaneous

	<b>Hand shower - Brushed Dark Platinum</b>	28 016 979-99
---	--	---------------

Required miscellaneous

	<b>Hand shower FlowReduce - Brushed Dark Platinum</b>	28 016 979-99 0010
---	---	-----------------------

Required miscellaneous

	<b>Hand shower FlowReduce - Brushed Dark Platinum</b>	28 018 979-99 0010
---	---	-----------------------

Required miscellaneous

	<b>Hand shower - Brushed Dark Platinum</b>	28 017 979-99
---	--	---------------

Required miscellaneous

	<b>Hand shower - Brushed Dark Platinum</b>	28 012 979-99
---	--	---------------

Required miscellaneous

	<b>Hand shower - Brushed Dark Platinum</b>	28 018 979-99
---	--	---------------





# TARA Showerpipe with shower thermostat 220 mm - Brushed Dark Platinum

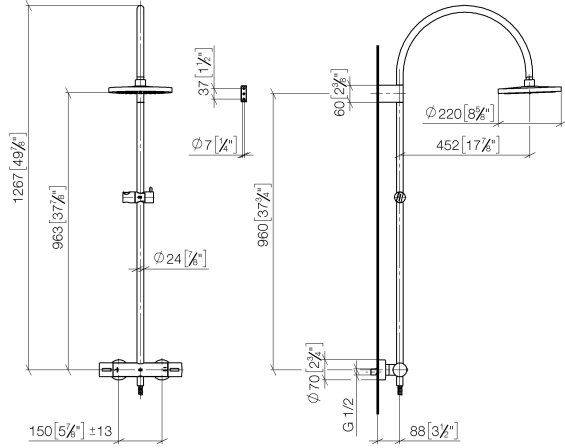
---

TARA

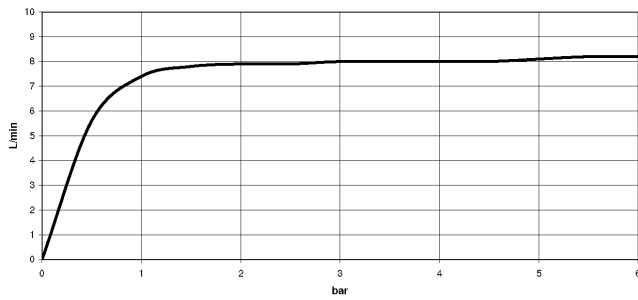
ST 050 304 8892

ST 050 304 8892

mm [inches]  
M 1:10



**Flow rate chart**

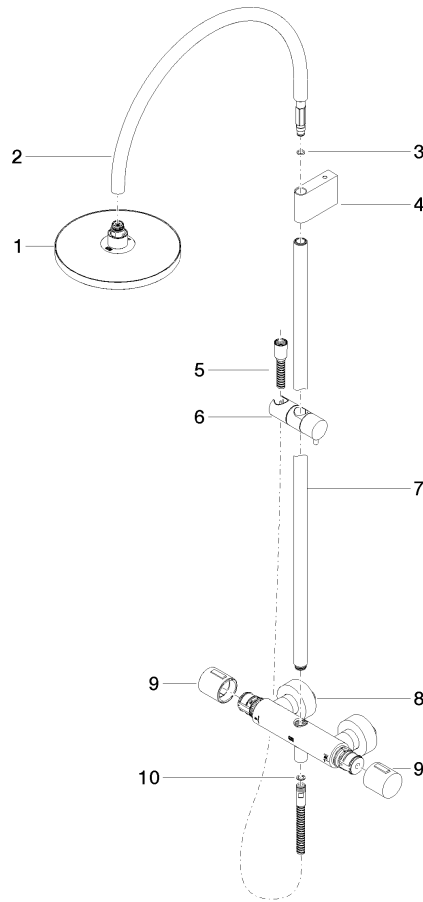


**Certificates**

Belgaqua\_21-032- WRAS\_2204013. LGA\_38737.  
27\_5.

ST 050 304 8892

Parts for other finishes can be found here: [Chrome](#)



**Spare parts list**

No.	Item Number	Name	Quantity used	Delivery time
1	90 12 05 092 20-99	shower	1	30
2	04 28 22 346 00-99	pipe	1	30
3	09 14 10 008 90	seal	1	2
4	90 17 11 150 00-99	holder	1	30
5	28 322 970-99	Metal shower hose 1/2" x 3/8" x 1750 mm - Brushed Dark Platinum	1	2
6	12 570 970-99	Slide unit - Brushed Dark Platinum	1	30
7	90 28 22 349 00-99	pipe	1	30
8	04 17 01 250 00-99	connection	1	30
9	90 17 33 015 00-99	handle	1	30
10	90 14 20 026 00 90	seal	1	2