







## CL.1 Wall-mounted basin spout without pop-up waste - Chrome

CL.1

13 800 705 Product version from 3/9/2015



- 200mm projection
- fixed spout
- rectangular spray pattern with 40 individual jets
- hole diameter 37 mm
- lead-free
- 1/2" connection
- plug-link mounting
- max. flow 4.5 l/min
- This product can help a building meet the requirements of Green Building Rating Systems, e.g. LEED®, BREEAM®, DGNB
- WRAS

|   |                               |               |
|---|-------------------------------|---------------|
|  | Chrome                        | 13 800 705-00 |
|  | Brushed Platinum              | 13 800 705-06 |
|  | Dark Chrome                   | 13 800 705-19 |
|  | Brushed Champagne (22kt Gold) | 13 800 705-46 |
|  | Champagne (22kt Gold)         | 13 800 705-47 |
|  | Brushed Dark Platinum         | 13 800 705-99 |

### Recommended miscellaneous



#### **Concealed wall elbow -**

35 085 970 90

- max. recess depth 163 mm
- min. recess depth 90 mm

## CL.1 Wall-mounted basin spout without pop-up waste - Chrome

CL.1

13 800 705 Product version from 3/9/2015

mm [inches]



Flow rate chart



### Codes & Standards

|                             |           |            |  |
|-----------------------------|-----------|------------|--|
| ASME A112.18.1              | cUPC      | DIN 4109   | EPA WaterSense   |
| ISO 3822                    | NSF372    | NSF61      | Scottish Water Byelaws   |
| UK Water Supply Regulations | Ü-Zeichen | WaterSense |  |



CL.1 Wall-mounted basin spout without pop-up waste - Chrome

CL.1

13 800 705    Product version from 3/9/2015

Certificates and sustainability

|         |           |            |            |           |
|---------|-----------|------------|------------|-----------|
| LGA_28  | IAPMO_N-4 | IAPMO_4976 | IAPMO_8834 | WRAS_1512 |
| IAPMO_6 |           |            |            |           |



## Spare parts list

| No. | Item Number        | Name       | Quantity used | Delivery time |
|-----|--------------------|------------|---------------|---------------|
| 2   | 90 24 03 108 01 90 | nipple set | 1.00          | 2             |
| 3   | 09 30 30 113 20 90 | screw      | 3.00          | 2             |
| 4   | 09 14 10 001 90    | seal       | 3.00          | 2             |
| 6   | 90 11 02 297 00 90 | aerator    | 1.00          | 2             |
| 1   | 09 24 03 081 10 90 | extension  | 1.00          | 2             |
| 5   | 90 31 11 004 00 90 | pin        | 1.00          | 2             |