















WATER FALL Cascade spout with individual jets for wall mounting - Brushed Platinum

SERIES-VARIOUS

13 425 979	Product version from 10/1/2023		
	<ul style="list-style-type: none"> <li>• 22mm projection</li> <li>• PEARLSTREAM</li> <li>• plate 240 mm x 60 mm</li> <li>• connection 1/2", for shortening</li> <li>• plug-link mounting</li> <li>• Max. flow rate 9.5 l/min (at 3 bar)</li> </ul>		<div> Brushed Platinum 13 425 979-06 </div>
			<div> Chrome 13 425 979-00 </div>
			<div> Platinum 13 425 979-08 </div>
			<div> Dark Chrome 13 425 979-19 </div>
			<div> Light Gold 13 425 979-26 </div>
			<div> Brushed Light Gold 13 425 979-27 </div>
			<div> Brushed Durabrass (23kt Gold) 13 425 979-28 </div>
			<div> Matte Black 13 425 979-33 </div>
			<div> Brushed Bronze 13 425 979-42 </div>
			<div> Brushed Champagne (22kt Gold) 13 425 979-46 </div>
			<div> Champagne (22kt Gold) 13 425 979-47 </div>
			<div> Brushed Chrome 13 425 979-93 </div>
			<div> Brushed Dark Platinum 13 425 979-99 </div>

Required miscellaneous

	Concealed adapter -	35 080 970-90 0010
		



WATER FALL Cascade spout with individual jets for wall mounting - Brushed Platinum

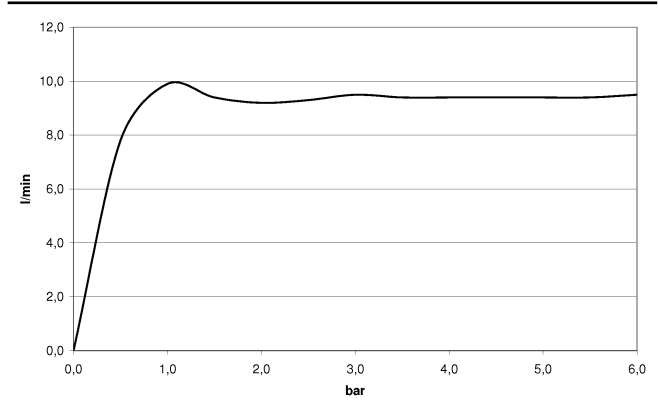
SERIES-VARIOUS

13 425 979    Product version from 10/1/2023

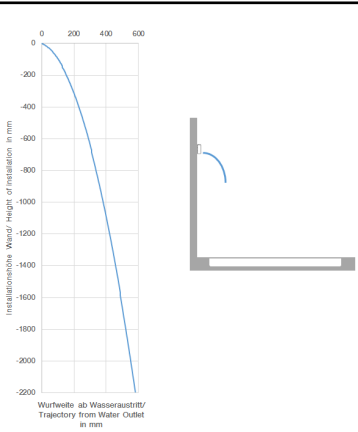
mm [inches]



Flow rate chart



Trajectory diagram



Codes & Standards

ASME A112.18.1	cUPC	DIN 4109	ISO 3822
----------------	------	----------	----------

Ü-Zeichen



## WATER FALL Cascade spout with individual jets for wall mounting - Brushed Platinum

SERIES-VARIOUS

---

13 425 979 Product version from 10/1/2023

Certificates and sustainability

---

LGA\_19

IAPMO\_4976



## Spare parts list

No.	Item Number	Name	Quantity used	Delivery time
6	09 31 11 144 90	pin	2.00	2
1	04 30 31 024 01 90	fixing set	1.00	2
8	90 29 03 071 00 90	insert	1.00	2
2	09 14 05 009 90	seal	1.00	2
3	09 17 97 053 90	holder	1.00	2
5	90 31 20 087 00-06	plug	1.00	10
4	90 24 03 199 00 90	connection	1.00	2